

NEW MEMBERS PACK/INFORMATION

Communication with Members

Breakers communicates with its members in a variety of different ways. The weekly notices are a **MUST READ**. These contain important information about upcoming meets, changes to sessions, rosters for meets, fundraising and social events etc. Depending on which correspondence option you have selected for TeamApp, you will either receive an in-app push notification that they are available under Notices or they are sent out by email to you via TeamApp, You can also find previous **Notices** under the notices icon on TeamApp.

To create an account or login to TeamApp please follow this [link](#). See also Appendix 1

TeamApp

If you need any advice on Team App, the features or are not sure how to use it, please let us know and we will be happy to help and talk you through it. Here is a basic overview of the functions.



The **News/Chat** function on TeamApp is also used to communicate messages out to squads quickly so it is used if there are any last minute changes to events, squads, coaching etc.

All upcoming events can be found on the **Events** function on TeamApp and rosters to meets and links to enter can be found in the calendar event.

The **Key Information** function contains the handbooks and policies along with other helpful information on qualifying times for State and National meets, nutrition advice for competitions, past presentations and Udio advice and information.

Key tips on how to use some of the functions are attached at Appendix 2, along with some TeamApp etiquette and a guide to chatting on TeamApp.

Breakers also posts on its [Instagram](#) and Public (not Private) [Facebook](#)

pages. Information about the club can also be found on the Club's [website](#).

Coaches contacts

[Black Squad Coach and Director of Swimming](#) – Harry Clark

[Purple Squad Coach](#) – Katie McFarlane



Gold Squad Coach – Angus Clouston

Breakers Committee

The Committee meets on a monthly basis at Craigie Leisure Centre. A full list of all Committee members is attached at Appendix 3.

Key Committee contacts

Registrar – for any issues relating to registrations, re-enrolment, transfers, membership fees, being added to TeamApp etc.

Secretary – for any general enquiries (when unsure whom else to contact), communications to go out, notices, enquiries about policies, documents etc.

Swim Meet Officer – for enquiries about Club swim meets and rosters.

Property – for all uniform enquiries and needs.

Member Protection Information Officer – initial point of contact for any concerns or complaints. **Squad Administrator** – for all squad fee/payment enquiries.

Breakers Membership

The membership year runs from 1 October until 30 September of each year. Members are required to pay an annual membership fee to Breakers and also to Swimming WA to compete in Swimming WA (and Swimming Australia) competitions. Please note that the annual membership fees are non-refundable. Information about the membership types available is attached at Appendix 2.

Breakers Squad Fees (Black, Purple and Gold squads)

Members are enrolled into Squads and then pay a fortnightly squad fee via the Udio system. Members will need to create an **account** and set up a direct debit. Swimmers can then be enrolled into the relevant squad swimming sessions.

Craigie Leisure Centre Access Card

To access the centre members will also need to organise a Craigie Leisure Access card. There is a pool only facility access card or older swimmers wishing to also use the gym may wish to organise a Multi-Access membership card. **Applications** can be completed online and payments are made via direct debit on a fortnightly basis.

Swimming WA Squads Programme (SWASP) (Junior Bronze, Silver, Gold and Platinum)

Junior members swimming within **SWASPs** can also join Breakers Swim Club in order to compete in Swimming WA meets. Swimmers will need to pay the relevant annual Breakers membership fee, Squad fees are payable however to SWASPs. A Craigie Leisure Access card is still required.

Breakers Squad Bookings

All squad bookings are managed via UDIO. Swimmers can be added to squads on a regular ongoing basis or can be booked into squads if there is an available slot. Members are requested to update bookings and cancel sessions that they are unable to attend. A list of squad fees would have been made available on joining the club – these are adjusted annually.

Key Documents

The Breakers handbook, which can be found on TeamApp under key documents or on the **Breakers website**, contains key information about the club, training times, the equipment required for the relevant squads, squad pathways, competitions etc.

The Breakers combined Policy handbook, which can be found on TeamApp under key documents or on the **Breakers website**, contains important Club policies that all members should read relating to Swim meets, Relay selection, Member and club welfare, Inclusion, Healthy Clubs and the Use of Social Media.



Communication with coaches and individual meetings

Please see the Club Handbook for information relating to the etiquette around speaking to coaches and how to book a meeting with your coach.

Competitions

The pool swimming season is divided into two parts, Long Course season (competitions in a 50m pool) and Short Course season (competitions in a 25m pool). Long Course season generally runs from October to April and Short Course May to September of each year. Both seasons culminate in a State and Nationals competition.

The Open Water series runs from September to March with their Nationals usually taking place over the Australia Day long weekend.

At the beginning of each Season the Club will publish a Season plan of the recommended meets (called Target Meets) that swimmers should enter. This is where a coach will be present. The Season plan will be circulated to members in the weekly notices and can be found on TeamApp under Key Information.

There are a variety of meets of different levels held across each Season; Club meets at Craigie run by Breakers, Swimming WA meets which may be at HBF Stadium or HBF Arena or meets hosted by other Swim clubs across Perth.

To enter a meet you can either follow the link to it in the weekly notices or on the Events page on TeamApp. Alternatively go to [Swim Central](#) and go to the Events calendar to see the upcoming meets and click on the event date to enter. You will need to set up an account in Swim Central to see the calendar and enter the events if you do not have one already. More information is available at [Parent/Member - Swimming Australia Online Support Portal](#).

Meets have been getting booked out quickly so plan ahead!

Once you have clicked on the meet link you can then choose the events that you wish to enter and you will be asked to pay the entry fee on checkout with your credit card. Please note that entries to meets are not refunded unless you can provide a medical certificate.

Note: For advice about what meets and events to enter please speak to your Squad coach.

Swim meets are run entirely by volunteers and parents are expected to stay for the meet, not kiss and drop, and participate in the volunteer roster. This is normally timekeeping but occasionally other duties are allocated especially at club meets. You should **NOT** enter a meet if you are not available to perform your rostered duty (see the Swim Meets Policy).

For an overview of how to timekeep, follow the link to this short [video](#). There is also a visual guide to timekeeping below.

TIMEKEEPING QUICK REFERENCE



NEW OFFICIALS' PROGRAM



1

In position ready for start of meet and races. Avoid distractions.



2

Check watch is running after start of race even if your lane is empty.



3

Tell the chief timekeeper if watch isn't working or you need a break.



4

Make way towards wall when lead swimmer approaches the finish.



5

Look down wall to take finish time, stopping watch when any part of swimmer touches the wall.



6

Write down the time and get ready for the next race.

For more information visit
swimming.org.au/nop



**swimming
australia**

Electronics should not be used whilst timekeeping and you should bring your own water bottle.

Please be mindful when scratching from a meet after it has closed, as timekeeping slots will already have already been allocated by SWA and with every scratching a replacement timekeeper needs to be found.

Meet Mobile: Swim app

You may find it useful to download the Meet Mobile: Swim App. This App allows you to track the live results during a meet of swimmers, swim clubs and teams.



Google Play



Breakers Swim Club

Join our app to stay up to date with our latest information - it's free!

Follow these steps to join our app:

1. Scan the QR code below & download Stack Team App or visit www.teamapp.com.
2. Sign up to Stack Team App and log in to your account.
3. Search for 'Breakers Swim Club' and request to join.



SCAN ME



Contact:
Kirsten Campbell
0431091113
secretary@breakerswaswimclub.org

Team App FAQs

Is Team App for parents or children?

It's for both so when you are signing up please ensure anyone who needs access has signed up. For younger squad swimmers this is likely to be just parents but for the older squad swimmers it may just be the swimmers or may be both - it's up to you.

I am a parent can I join more than one squad?

Yes, if you have children in different squads we would encourage you to join each of the different squads as some communication and information will apply to specific squads only.

How do I receive correspondence via TeamApp?

This can be via in-app push notifications or by email correspondence. If push notifications are not enabled under 'Settings' on the app, then you would receive notifications via email.

Do I have to have a Smart Phone?

No, we can add you manually to receive e-mail correspondence instead of in-app push notifications. You will need to then access the website version of the Breakers Team app via www.teamapp.com.

Are my details private or visible to others?

For security and privacy reasons the default is that personal details are not displayed and can only be activated by the admin/member. When you sign up and fill out the personal details section and members directory you need to make sure you keep the radio button switched to off. See image below.

MEMBERS DIRECTORY

Allow your contact and occupation
(optional) details to be visible in the
members directory of this app?



Where can I find out more information about Team App?

There is a knowledge base on Team App along with lots more FAQs. You can find them by following this link: <https://support.teamapp.com/en/knowledgebase/7-member-faq-s>

Team App Etiquette

Team App Etiquette guidelines.

If you need any advice on Team App, the features or are not sure how to use it please let us know and we are happy to help and talk you through it.

News/Chat

Don't reply to messages if you don't need to

- Please be conscious that when you are replying to a group message that everyone in that group will get a copy and be notified (unless they have turned off their notifications) that you

have replied. So don't reply if you don't really need to.

We already know that our Breakers members are all polite!

- We know how polite you all are so there is no need to reply to say “thank you” on messages, we will not be offended.

Think about who you need to send your message to

- Please think about whether you need to send a message to a whole group or whether you just need to message one person or a group of people. If you need to send a message to a smaller number you can set up a private chat with that person/people. That way again not everyone is being notified of your message/s.


If your child is sick

- You can message any of the coaches privately if your child is sick and is not able to attend a session. That way you can avoid telling the whole squad.

To set up a new Chat in TeamApp

You can respond to any chats or messages at any time within TeamApp but if you would like to start a new Chat with or Message in TeamApp you can do this as follows:

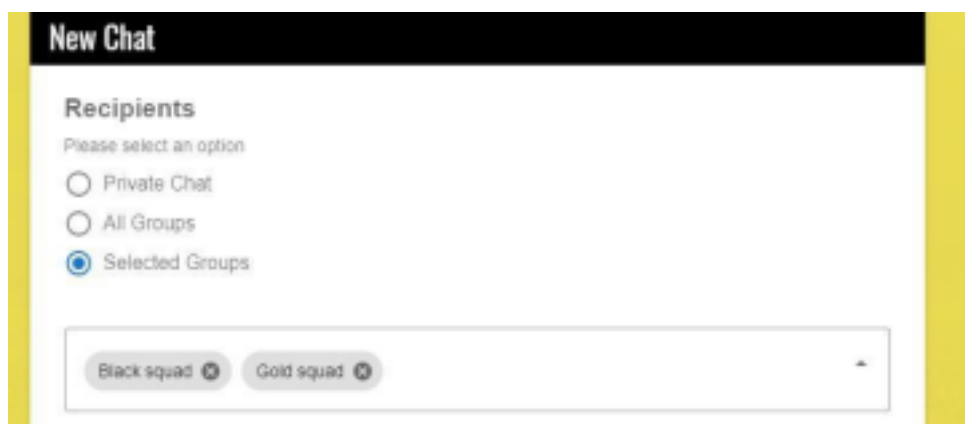
- 1) Go to the News/Chat button on TeamApp and click on the + sign highlighted below



- 2) You can only message within the squad or squad groups to which you belong. If you want to message with just one other person or a few selected people in your squad group (the coaches are part of these groups) then you need to click on private chat and then using the drop down select the person or people you want to chat with by using the little arrow in the box. In this example I have selected Allison.



If you want to message the whole group or groups that you belong to then you would select the following:



3) After you have done this you can add a Topic description (this is optional). This is probably helpful if you are asking a question for multiple people to respond to as you can keep track of the responses to this message as opposed to other messages within the group.

Topic

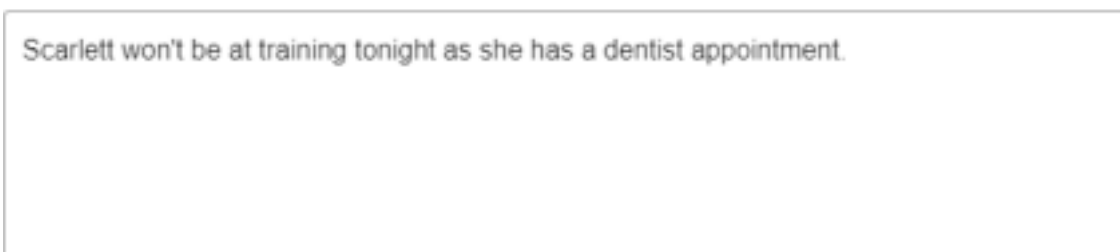


4) You can then add a more detailed message

Topic



Message



Finally, you then press Send and your message will be sent to the recipients.

5)

Note: You can upload videos, attach photos or create a poll once the chat room has been created.



Membership types

Annual

All-encompassing membership for swimmers (9+ years) who actively seek to swim year-round.

Included in this membership:

- Access to all Swimming WA sanctioned competitions (pool and Open Water Swimming Series).
- Access to all Swimming Australia sanctioned competitions (pool and open water).

Social Participation

Suited for swimmers (9+ years) who swim for fitness and leisure or those who have just entered the competitive swimming scene.

Included in this membership:

- Access to meets from tiers 5-8.

*Please note: age of member is based on age upon registration. If a member is under 18 years of age, it is compulsory for a parent/guardian to sign up as a 'Parent/Guardian' member.

Junior Dolphin

Suited for swimmers (5-8 years) who are looking to become members of their local swimming club as they transition from learn-to-swim. The Junior Dolphins program is proudly supported by Aqua Technics.

Included in this membership:

- Junior Dolphins welcome pack - with an opportunity to win prizes.
- 5-7 year olds have access to meets from tiers 7-8.
- 8 year olds have access to meets from tiers 5-8

*Please note: age of member is based on age upon registration. If a member is under 18 years of age, it is compulsory for a parent/guardian to sign up as a 'Parent/Guardian' member.

Committee Members 2023

Position	Name of person in role	Email
President	Andrew Weston	president@breakerswaswimclub.org
Vice President	Campbell Anderson	vp@breakerswaswimclub.org
Treasurer	Isabel de Jesus	treasurer@breakerswaswimclub.org
Director of Swimming	Harry Clark	directorofswimming@breakerswaswimclub.org
Registrar	Allison Packer/Clare Little/Donne Field	registrar@breakerswaswimclub.org
Secretary	Kirsten Campbell	secretary@breakerwaswimclub.org
Swim Meet Officer	Michelle Jones	smo@breakerwaswimclub.org
Fundraising Team	Daniel Larranaga	
Property	Hannah Fackerell	property@breakerwaswimclub.org
General Member	Jon Vines	generalmember@breakerswaswimclub.org
Junior and Senior Liaison	Daio Powell	juniorliaison@breakerwaswimclub.org or daio@nsceilingsandpartitions.com.au
MPIO	Jude Weatherill	mpio@breakerwaswimclub.org
Website and Social Media	Andy Battle	websiteofficer@breakerwaswimclub.org
Records and Club Analyst	Jason Woodbridge	records@breakerwaswimclub.org
Team Co-ordinator	Jolene Salamone	Team@breakerswaswimclub.org
Sponsorship	Ben Roberts	Sponsorship@breakerswaswimclub.org